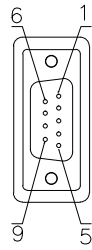


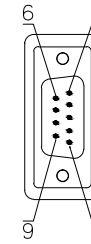
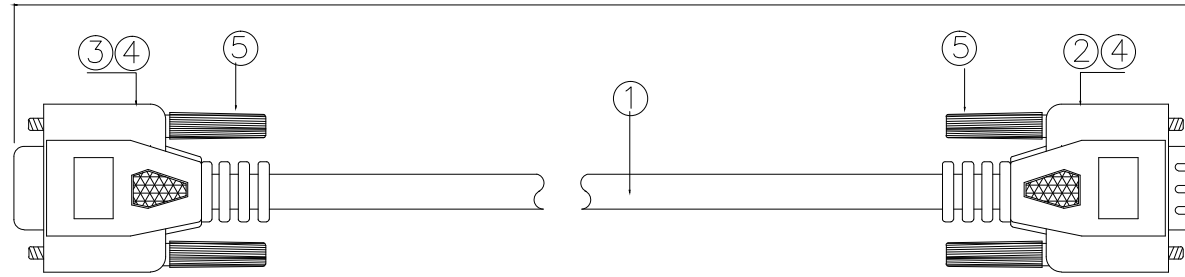
NOTE: ALL MATERIAL COMPLIANT ROHS STANDARD

REVISION INFORMATION			
Rev.	Rev. Date	Modified By	Brief Description
	2024.06.26	FYQ	CHANGE LOGO

6FT ± 2.5CM



P1
DB 9PF



P2
DB 9PM

Wire point

P1	P2
1	1
2	2
3	3
4	4
5	5
6	6
7	7
8	8
9	9

shell — D — shell

Technical Requirements

1. Electrical Characteristics:

1.1. cable must pass electrical testing, no short circuit, open circuit, indirect sexual contact, insufficient insulation, dislocation, and other electrical contact resistance of adverse circumstances

1.2 Electrical Test Conditions

Conductor Resistance: 10 Ω

2. Appearance requirements:

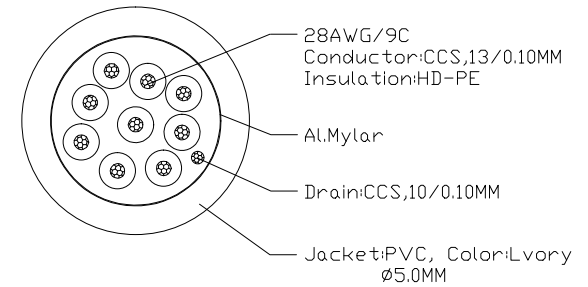
2.1 No shot short, shrink, flow liner

2.2 Wire surface printing clear, smooth appearance, can not have scratches and obvious color

2.3 Terminals can not have oxidation or electrodeposited coating fall off

3. Packing: Circle around a single package.

Wire Details



1). Material List :

NO.	PART NAME	SPECIFICATION DESCRIPTION	QTY	UNIT
⑤	SCREW	2.3*45MM IVORY color screw stem	4	PCS
④	Outer Moaldding	45P PVC IVORY color plugs	NA	KG
③	Connector	DB 9PF two rows of blue iron shell plating nickel	1	PCS
②	Connector	DB 9PM two rows of blue iron shell plating nickel	1	PCS
①	Wire	28# (13/0. 10CCS)*9C+D(10/0. 10CCS)+AL+PVC, Lvory, OD:5. 0MM	6	ft

Sales@LANshack.com | 888-568-1230

DRAWN BY	DATE: 2024.06.26	DESCRIPTION: DB9 Male to Female Serial Cable Fully Shielded With Molded Connectors	
CHECKED BY	SHEET 1 of 1	ITEM NO. LSBL-MF-9-S-XX	
APPROVED BY	SCALE 1:1	REV. 00	UNIT: mm